



BIRCHWOOD
lighting


Product Options

Standard Anodized Finish



Satin Clear Anodized (SC)

Powder Coat Finishes




Flat Black (FB)

Matte White (MW)

Note: Custom RAL Powder Coat finishes available
contact factory

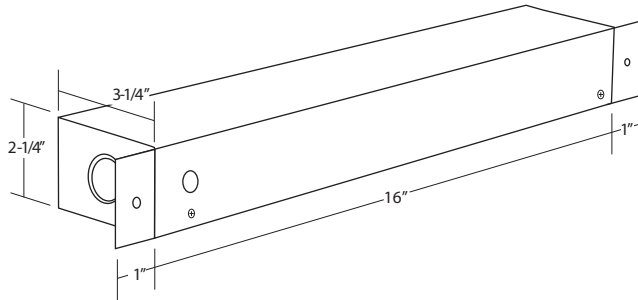
Power Cord Options



Black (B)

Gray (G)

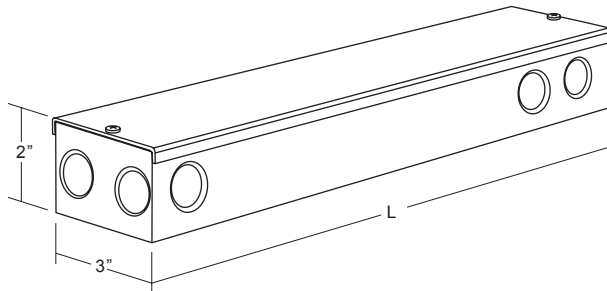
White (W)



BB16A - Recessed Ballast and LED Driver Box

L = 16"

Panel cut out 2-1/4" x 16-1/16"



BB14B - Standard Ballast and LED Driver Box

14" (L) x 3" x 2"

BB23B - Standard and LED Driver Ballast Box

23" (L) x 3" x 2"

BB28B - Standard and LED Driver Ballast Box

28" (L) x 3" x 2"

surface mount in any orientation

SPECIFICATIONS

UL and c-UL listed for dry and damp locations.

Construction

Formed aluminum construction.

All models feature several conveniently located trade size knock-outs (K.O.'s.)

Remote Distance

Consult factory for recommended maximum remote mounting distance.

Finishes

Standard finish is milled aluminum to provide heat dissipation, custom powder coat finishes are also available, powder coat performed in post production.

Sizes

Standard sizes shown, custom sizes available.

Model

- BB16A** - 16" recessed ballast box
- BB14B** - 14" standard ballast box
- BB23B** - 23" standard ballast box
- BB28B** - 28" standard ballast box



FLUORESCENT DIMMING BALLAST

<u>Ballast Type</u>	<u>Option Code</u>
Lutron Hi-Lume 3D	HL3¹
Lutron EcoSystem	ES¹
Lutron EcoSystem H-Series	ESH
Advance Mark 10	M10
0-10V	0-10V

LED DRIVER OPTIONS

<u>Driver Type</u>	<u>Option Code</u>
D1 - 1% 0-10V	D1
D10 - 10% 0-10V	D10
HLA2 - Lutron 2-wire	HLA2
HLA3 - Lutron 3-wire	HLA3
HLAD - Lutron Digital	HLAD

- Above dimming ballasts may not be available for all lamp types. Consult with factory for verification.
- 0-10V manufacturer types are at the discretion of Birchwood Lighting. If you need a specific manufacturer, contact factory.
- 1- factory prewires based on line voltage dimming, consult factory for spec. code for E1/E2 protocol.

FLUORESCENT EMERGENCY BATTERY PACK

<u>Manufacturer</u>	<u>Option Code</u>
IOTA	
ISL-28	ISL28
ISL-54	ISL54
ISL-540	ISL540
BODINE	
LP550	LP550
LP600	LP600
LP600STU	LP600STU

- Above emergency packs may not be available for all lamp types. Consult with factory for verification.
- Initial lumens may vary for the multiple lamp type emergency packs. Please consult factory for specifics on each type.