

LED DISPLAY

590

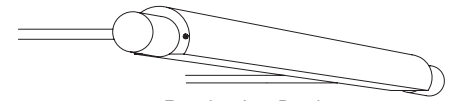
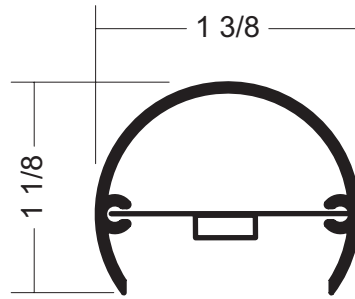
ROUND

HI-LUMEN LED EMITTERS

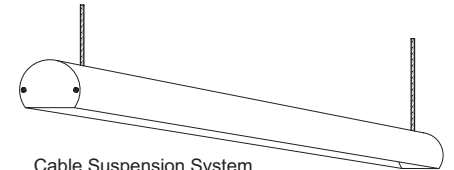
- extruded aluminum construction
- high Lumen LED emitters with rated service life to 50,000 hours at 40 degrees Celsius.
- built in heat sink to facilitate heat transfer away from emitters
- LED modules come in 12" sections with emitter spacing options of 2" on center (6 emitters/ft. at 8watts/ft.) or 1" on center (12 emitters/ft. at 17watts/ft.) (1" O.C. spacing not recommended with this extrusion, consult factory for specific recommendations about other extrusions)
- other LED modules/emitters may be available. consult factory for the latest emitter spacing, Kelvin Temperatures, life ratings, beam spread and lumen ratings available
- consult LED power boxes page for specification assistance of required LED drivers
- fixtures are built to order with lengths to the nearest 1/16"
- standard anodized finishes are listed. custom anodized and powdercoated finishes available
- all Display fixtures come standard with 9'-0" wire leads
- two types of wire feed offered
End Feed includes 6'-0" of 3/8" flexible conduit
Front Feed includes a matching 32" long 1/2" o.d. rigid downtube and 3'-0" of 3/8" flexible conduit allow 3" wire feed connectors
- mounting options, end caps, and acrylic diffusers also available
- UL and C-UL Listed for Dry and Damp Locations

Job Information
Type _____
Job Name _____
Location _____

LED DISPLAY



Rotating Arm Bracket
option: **RAB**
See Custom-p2 for details

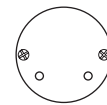


Cable Suspension System
option: **CSS**
See Custom-p1 for details

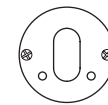
End Caps Available for Model 590



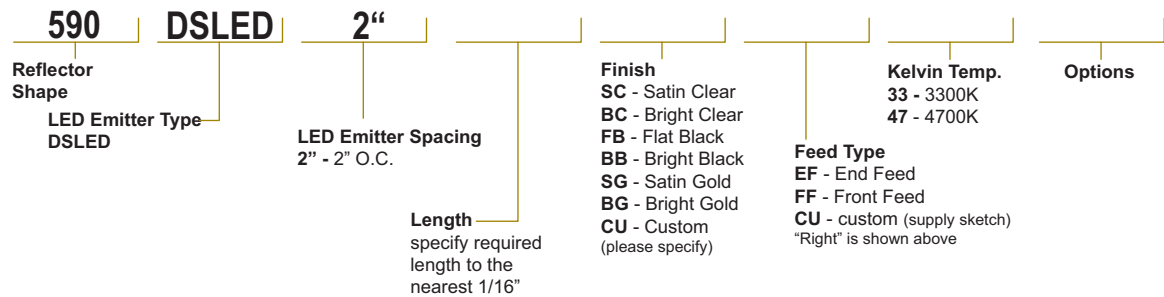
Solid End Cap
option: **EC590A**



End-Mount
End Cap
option: **EC590B**



Feed-Through
End Cap
option: **EC590C**



BIRCHWOOD LIGHTING

714.550.7118 • fax 714.550.7151 • www.BirchwoodLighting.com

NOTE: Specifications and dimensions are subject to change without notice.

rev 0106

