

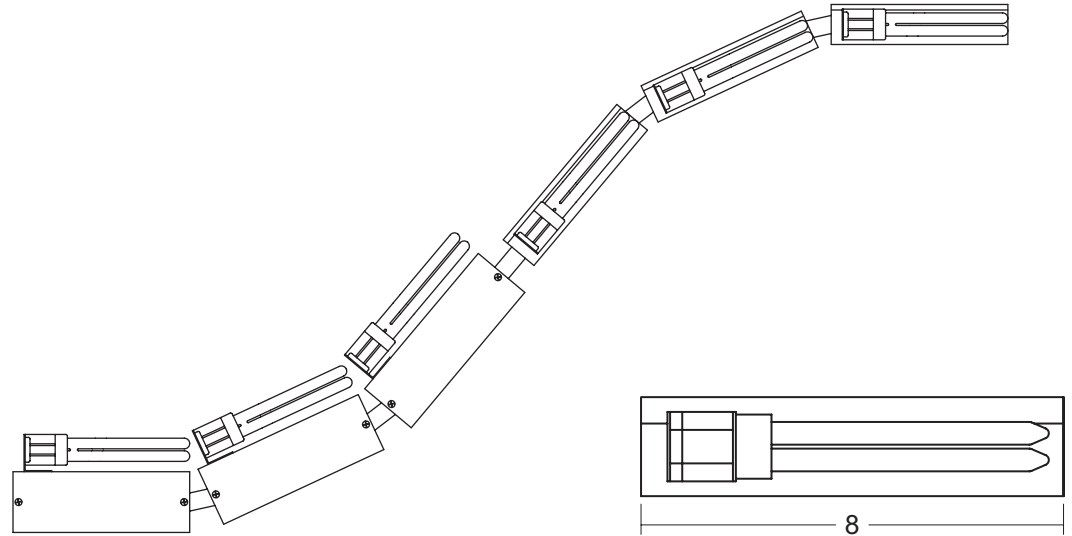
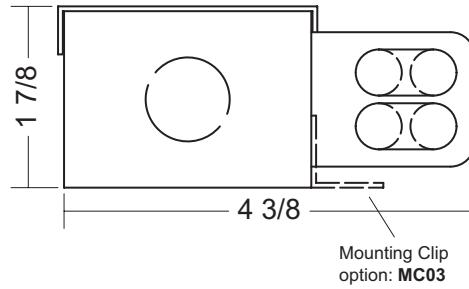
SYDNEY™

SYD-26Q-SM

FIELD CURVABLE

26 WATT QUAD TUBE

- .050 aluminum construction
- 26 watt G24q quad-tube fluorescent, other lamp types and wattages available
- low-profile version for tight spaces, other versions available
- shipped in short, pre-wired runs from the factory which are easily connected together in the field for longer runs
- standard finishes are Satin Clear Anodized or High Reflectivity White, custom colors available
- contact the factory for STD standard and DIM dimming ballast options
- Optional extended connectors available for longer length adjustment between units
- UL and C-UL Listed for Dry and Damp Locations



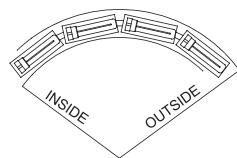
SYD	26Q	SM					
Family	Lamp Type	Model	Voltage	Ballast	Run Length	Finish	Options
		EE - end-to-end SM - side mount	120 277 347	EB - electronic DIM__ - dimming* EM__ - emergency* *refer to Options p5 for DIM__ and EM__ options code		HRW - High Reflectivity White SCA - Satin Clear Aluminum CU - Custom (sample may be required)	

Job Information

Type _____

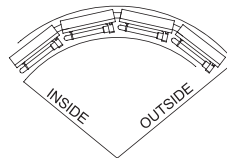
Job Name _____

Location _____



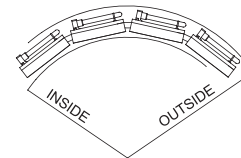
LAMP UP or DOWN

minimum inside	minimum outside
EE - 12"	EE - 16"
SM - 12"	SM - 16"



LAMP INSIDE THE RADIUS

minimum inside	minimum outside
EE - 15"	EE - 19"
SM - 15"	SM - 19"



LAMP OUTSIDE THE RADIUS

minimum inside	minimum outside
EE - 12"	EE - 16"
SM - 12"	SM - 16"

This product is protected by U.S. Patent 6,702,453

BIRCHWOOD LIGHTING

714.550.7118 • fax 714.550.7151 • www.BirchwoodLighting.com

NOTE: Specifications and dimensions are subject to change without notice.

