

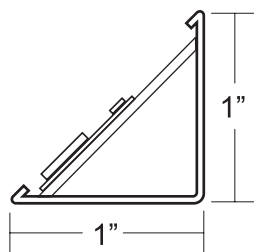
## 595 LED - DISPLAY

### ANGLED

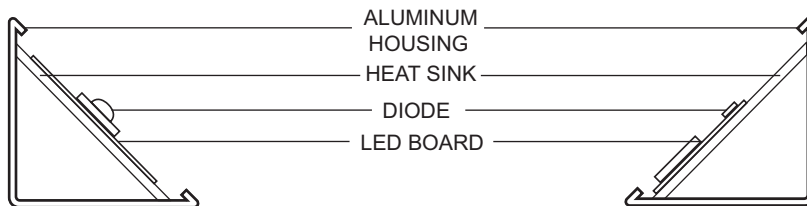
### SHOWCASE / DISPLAY

### RB - REMOTE BALLAST

- light engines available:
  - HF2N High Lumen LED emitters
  - HF2N-H Half populated
  - HF2XB-S4 high lumen LED emitters
- extruded aluminum housing
  - excellent heat sinking - extends lamp life - improves efficiency
- variety of lensing options
- satin anodized clear finish is standard - a variety of other standard and custom finishes and powdercoated finishes are available
- all display fixtures come standard with 9'-0" wire leads
- remote driver
- mounting options, end caps, and acrylic diffusers also available
- UL and C-UL listed for dry and damp locations

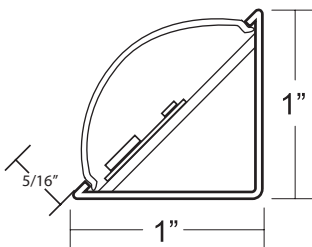


595-LED dimensions



-HF2XB-S4  
(11.5" boards)

-HF2N  
(10" & 4" boards)



(SIW) Satin Ice White Lens Option

595-LED	LED Options:	Color Temp	Nominal Length	Voltage	Feed Type	Finish	Options*
595-LED	-HF2N (10w/ ft) -HF2N-H (5w/ ft) -HF2XB-S4 (3.9w/ ft)	-3000 -3500 -4000	1 - 1' 2 - 2' 3 - 3' 4 - 4' 5 - 5' CU - Custom* CR** - Continuous Run*	1 - 120V 2 - 277V	EF - End Feed FF - Front Feed CU - custom (supply sketch)	SC - Satin Clear HRW - High Reflective White FB - Flat Black CU - Custom*	*Specify or consult factory
			*Consult Factory **Specify length in nominal feet		NL - No Lens SIC - Satin Ice Clear SIW - Satin Ice White LP - Linear Prismatic** CU - Custom*	*Consult Factory	
					*Consult Factory **Non-stocked item - longer lead time		

### Job Information

Type:

Job Name:

Location:

## BIRCHWOOD LIGHTING

714.550.7118 • fax 714.550.7151 • www.BirchwoodLighting.com

NOTE: Specifications and dimensions are subject to change without notice.



DISPLAY595-LED