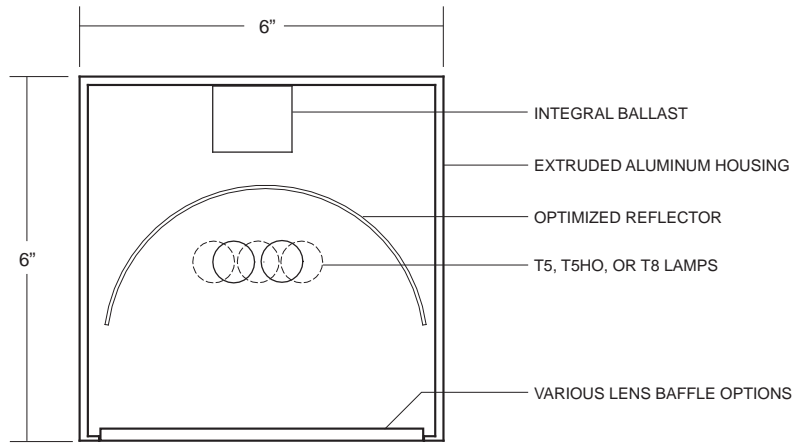



kelsey - 600



MOUNTING OPTIONS

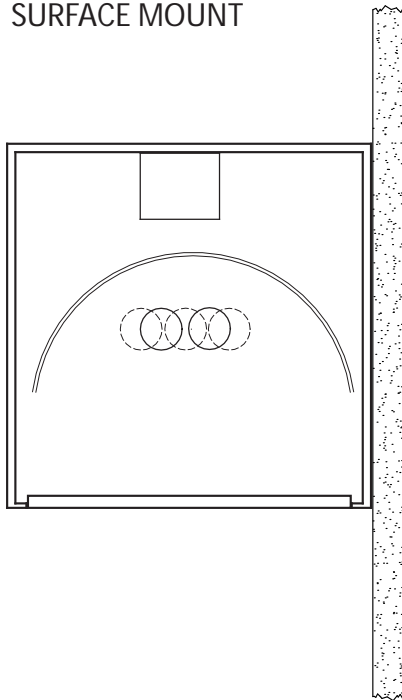
6" SQUARE FIXTURE

SURFACE MOUNT AND
CABLE SUSPENDED

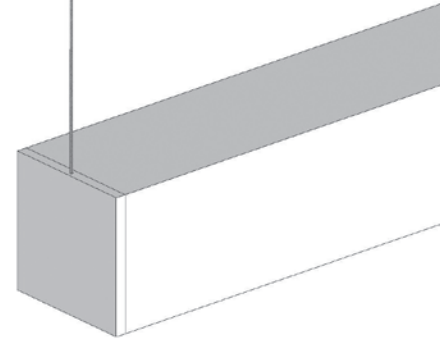
DIRECT, INDIRECT,
WALL WASH,

- 6" square extruded aluminum housing
- 1/4" thick precision machined aluminum end caps
- extruded aluminum high efficacy polished reflector
- 80% fixture efficacy (no lens)
- variety of lensing options
- satin anodized clear finish is standard - a variety of other standard and custom finishes are available
- T5, T5HO, and T8 linear fluorescent lamp types
- integral electronic ballasts are standard. consult Options p5 for available types of dimming and emergency ballasts
- UL and C-UL listed for Dry and Damp locations

SURFACE MOUNT



CABLE SUSPENSION SYSTEM



KEL 600

Series
KELSEY

Model
600- 6"

Mounting*
RAB - Rotating
Arm Bracket
CSS - Cable
Suspension
System
SM- surface mount

Lamp Qty.
1
2
3
4
5

Lamp
T5
T5HO
T8

Nominal
Length
2 - 2'
3 - 3'
4 - 4'
5 - 5'
6 - 6'
8 - 8'

CU - Custom*
CR** - Continuous
Run*

*Consult Factory
**Specify length
in nominal feet

Voltage
1 - 120V
2 - 277V
3 - 347V

Ballast
EB - electronic
DIM__ - dimming*
EM__ - emergency*

*Refer to Options p5
for DIM__ and EM__
option codes

Finish
SC - Satin Clear
BC - Bright Clear
FB - Flat Black
MW - Matte White
CU - Custom*

*Consult Factory

Lens
NL - No Lens
SIC - Satin Ice Clear
SIW - Satin Ice White
LP - Linear Prismatic**
CU - Custom*

*Consult Factory
**Non-stocked item -
longer lead time

Job Information

Type: _____

Job Name: _____

Location: _____

BIRCHWOOD LIGHTING

714.550.7118 • fax 714.550.7151 • www.BirchwoodLighting.com

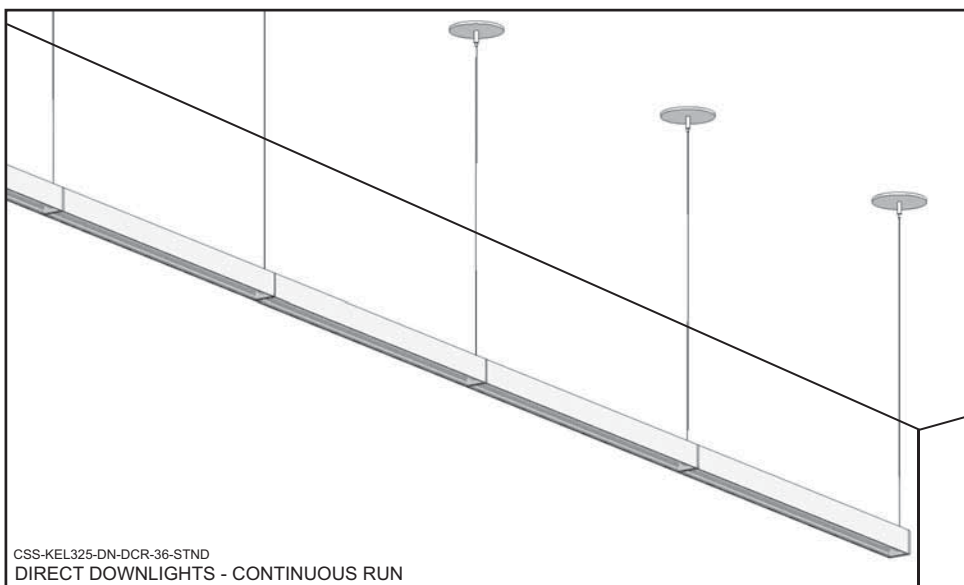
NOTE: Specifications and dimensions are subject to change without notice.



KEL600



CSS OPTIONS




CSS-KEL325-DN-DCR-36-STND
DIRECT DOWNLIGHTS - CONTINUOUS RUN

CSS

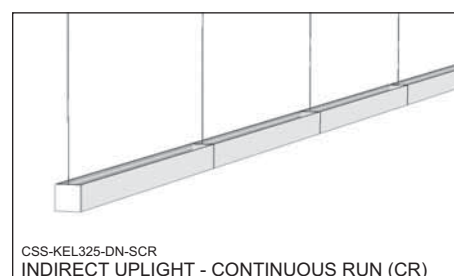
CABLE SUSPENSION SYSTEM

DIRECT, INDIRECT, WALL WASH, ROTATIONAL


- 1/4" thick precision machined aluminum end caps
- rotational - wall wash - version rotates 361° with positive stop
- standard canopy mounting options - custom shapes, sizes and finishes available - consult factory
- can be installed without a canopy
- standard 1/16" diameter stainless steel cable. Consult factory for other cable diameters
- cables come in standard lengths and are field adjustable - consult factory for other options
- power cords available in white, black, gray, and braided - consult factory for other options
- add "CSS" under "Mounting" section



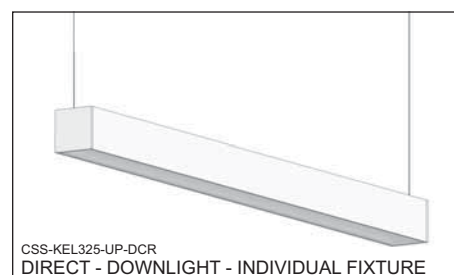
CSS-KEL225-DN-CU7-STND
DIRECT DOWNLIGHT



CSS-KEL325-DN-SCR
INDIRECT UPLIGHT - CONTINUOUS RUN (CR)



CSS-KEL225-R-CU12-STND
ROTATIONAL OPTION



CSS-KEL325-UP-DCR
DIRECT - DOWNLIGHT - INDIVIDUAL FIXTURE

CSS

Mounting
CSS - Cable Suspended System

Fixture
KEL125 - 1.25" Size fixture
KEL225 - 2.25" Size fixture
KEL 325 - 3.25" Size fixture

Orientation
UP - Uplight
DN - Downlight
R - Rotational

Continuous Run Option**
SCR - Seamless Continuous Run
DCR - Disc Continuous Run
RCR - Rotational Continuous Run

**For individual fixtures, leave blank

Cable Length
36 - 36"
72 - 72"
96 - 96"
CU - Custom* (Specify length in inches - ie: CU148)

Mounting Options
STND - Bracket bar w/5" round Canopy
NC - No Canopy - 1/4-20 Side Exit Cable Gripper - (1/4-20 stud provided by others)
CU - Custom*

Canopy Finish (Powder Coat)
MW - Matte White
HRW - High Reflectance White
SL - Silver
FB - Flat Black
CU - Custom*

Power Cord Color
W - White
B - Black
G - Gray
SC - Braided Cable
CU - Custom*

End Cap / Disc / Arm / Knuckle: Anodized Finish
MF - Match Fixture
SC - Satin Clear
BC - Bright Clear
FB - Flat Black
RM - Raw Machined
CU - Custom*

*Consult factory for all Custom (CU) options

Job Information

Type: _____

Job Name: _____

Location: _____

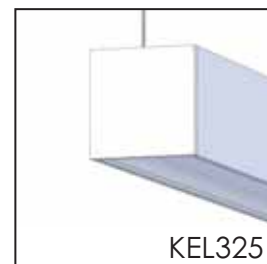
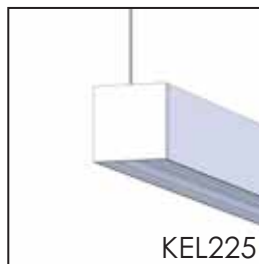
BIRCHWOOD LIGHTING

714.550.7118 • fax 714.550.7151 • www.BirchwoodLighting.com

NOTE: Specifications and dimensions are subject to change without notice.



kelsey - CSS



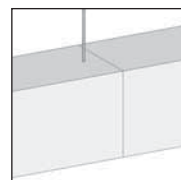
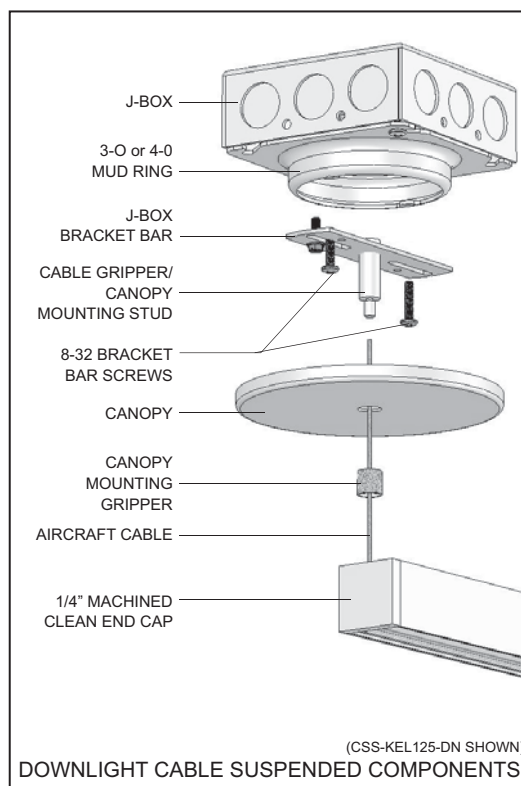
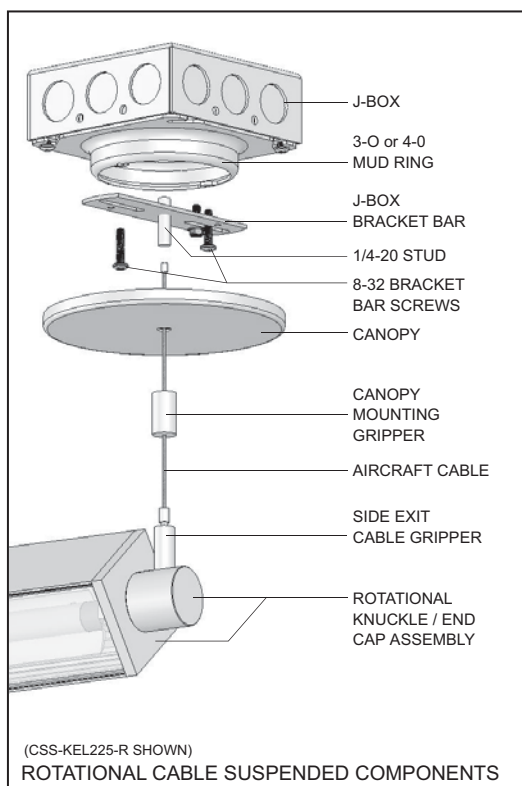
CSS INSTALLATION INFORMATION

CSS

CABLE SUSPENSION SYSTEM

DIRECT, INDIRECT, WALL WASH, ROTATIONAL

- 1/4" thick precision machined aluminum end caps
- rotational - wall wash - version rotates 361° with positive stop
- standard canopy mounting options - custom shapes, sizes and finishes available - consult factory
- can be installed without a canopy
- standard 1/16" diameter stainless steel cable. Consult factory for other cable diameters
- cables come in standard lengths and are field adjustable - consult factory for other options
- power cords available in white, black, gray, and braided - consult factory for other options
- add "CSS" under "Mounting" section



Job Information

Type: _____

Job Name: _____

Location: _____

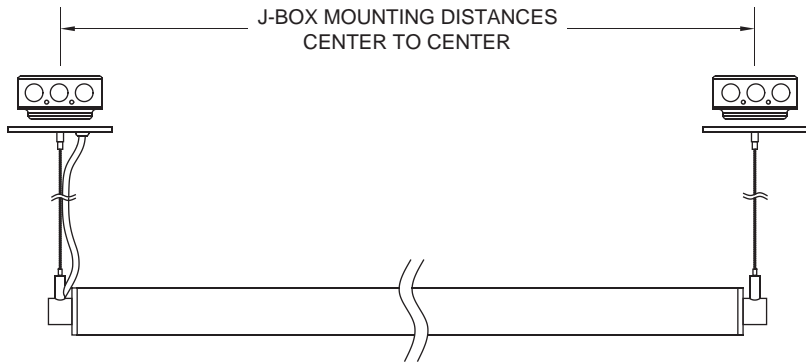
BIRCHWOOD LIGHTING

714.550.7118 • fax 714.550.7151 • www.BirchwoodLighting.com

NOTE: Specifications and dimensions are subject to change without notice.



kelsey - CSS



MOUNTING CENTERS*

INDIVIDUAL AND CONTINUOUS RUN APPLICATIONS
*CUSTOM FIXTURE LENGTHS AND MOUNTING CENTERS ARE AVAILABLE - CONTACT FACTORY

T5/T5HO

Nominal Fixture Length	2'	3'	4'	5'	6'	8'
Mounting Centers	24-3/8"	36-1/4"	48"	60"	70-1/2"	94-1/8"

T8

Nominal Fixture Length	2'	3'	4'	5'	6'	8'
Mounting Centers	26"	38"	50"	62"	74"	98"

CSS MOUNTING SYSTEM
ROTATIONAL VERSION

CENTER TO CENTER
MOUNTING DISTANCES

CONTINUOUS RUN
WORKSHEET

CONTINUOUS RUN WORKSHEET

FOR ALL CONTINUOUS RUN APPLICATIONS, PLEASE USE THE FOLLOWING WORKSHEET

OPTION 1

BASIC RUN - SPECIFY THE RUN/TYPE AND RUN LENGTH - UNDER "FIXTURE LENGTHS" SPECIFY THE FIXTURE QUANTITY AND CORRESPONDING FIXTURE SEGMENT LENGTHS TO COMPOSE THE RUN

OPTION 2

RUN SPECIFIC - SPECIFY THE RUN/TYPE, RUN LENGTH, THE CORRESPONDING FIXTURES, AND THEIR RESPECTIVE LOCATION IN THE RUN (USED FOR MORE COMPLEX RUN CONFIGURATIONS) - USE ADDITIONAL LINES OR SHEETS FOR LONG RUNS AS NECESSARY

RUN/ TYPE	RUN LENGTH	FIXTURE LENGTHS

F1	24'	(6) 4' Fixtures	OPTION 1 EXAMPLE
----	-----	-----------------	------------------

F2	26'	3' 4' 4' 4' 4' 4' 3'	OPTION 2 EXAMPLE
----	-----	----------------------	------------------

NOTES

- 1) 325 SERIES:
- 2) 225 SERIES:
- 3) 125 SERIES: SEE WIRING DIAGRAM PAGE FOR MORE NOTES
- 4) PLEASE CONSULT FACTORY FOR APPLICATION ASSISTANCE

Job Information

Type: _____

Job Name: _____

Location: _____

BIRCHWOOD LIGHTING

714.550.7118 • fax 714.550.7151 • www.BirchwoodLighting.com

NOTE: Specifications and dimensions are subject to change without notice. - consult factory to confirm all measurements



kelsey - lenses



LENS INFORMATION

LENSES

GENERAL INFORMATION

Satin Ice Clear (SIC): Frosted clear acrylic with a "sandblasted" textured finish and appearance. Provides impressive lamp image diffusion with good light transmission and a soft glow. Used in applications where aesthetics and fixture efficacy are of high importance.

Satin Ice White (SIW): Frosted white acrylic with a "sandblasted" textured finish and appearance. Provides excellent lamp image diffusion with medium light transmission and a very soft glow. Used when aesthetics are more important than fixture efficacy.

Linear Prismatic (LP): Clear acrylic with linear micro prisms (approximately .015 height). Combines adequate lamp image diffusion with very good light transmission. Used to maximize fixture efficacy while maintaining some lamp image diffusing properties

Clear (CL): Clear acrylic - Provides no lamp image diffusion - Excellent light transmission. Ideal for upright dust cover applications or to maximize efficiency while still utilizing a lens.

LENS TYPE	Material	Lamp Image Diffusion	Light Transmission
Satin Ice Clear (SIC)	"Clear" Frosted Acrylic	Good	Good
Satin Ice White (SIW)	"White" Frosted Acrylic	Excellent	Average
Linear Prismatic (LP)	Clear Acrylic	Average	Very Good
Clear (CL)	Clear Acrylic	Poor	Excellent

NOTES

- 1) CONSULT FACTORY FOR MATERIAL SAFETY DATA SHEETS (MSDS) OR OTHER NECESSARY INFORMATION
- 2) SAMPLES AVAILABE UPON REQUEST

Job Information

Type: _____

Job Name: _____

Location: _____

BIRCHWOOD LIGHTING

714.550.7118 • fax 714.550.7151 • www.BirchwoodLighting.com

NOTE: Specifications and dimensions are subject to change without notice. - consult factory to confirm all measurements

