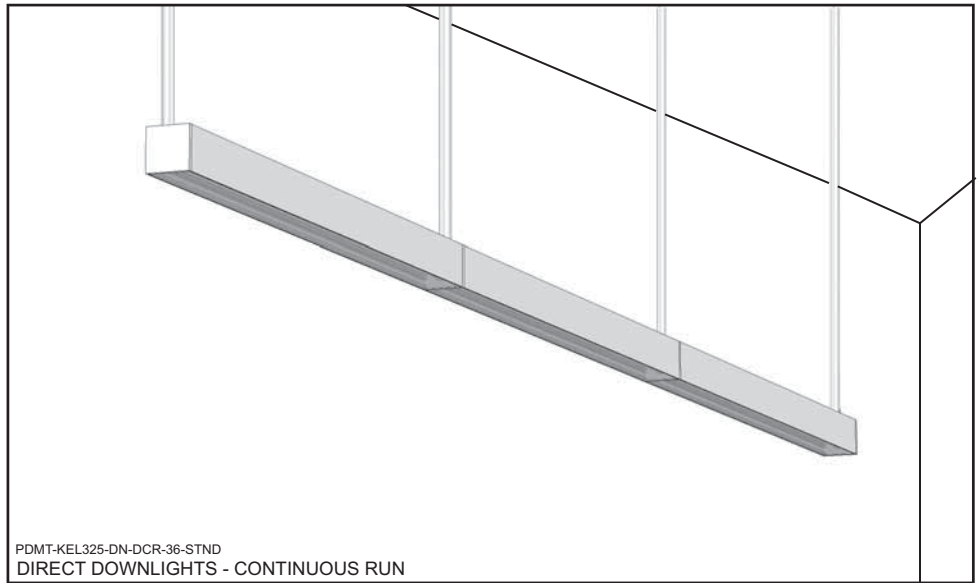


kelsey - PDMT



PDMT OPTIONS




PDMT-KEL325-DN-DCR-36-STND
DIRECT DOWNLIGHTS - CONTINUOUS RUN

PDMT

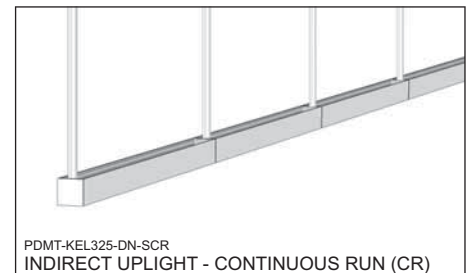
PENDANT MOUNT SYSTEM

DIRECT, INDIRECT, WALL WASH, ROTATIONAL


- 1/4" thick precision machined aluminum end caps
- rotational - wall wash - version rotates 36 1° with positive stop
- standard canopy mounting options - custom shapes, sizes and finishes available - consult factory
- standard 1/2" diameter pendant. Consult factory for options.
- add "PDMT" under "Mounting" section



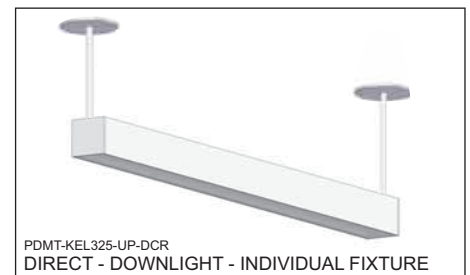
PDMT-KEL225-DN-STND
DIRECT DOWNLIGHT



PDMT-KEL325-DN-SCR
INDIRECT UPLIGHT - CONTINUOUS RUN (CR)



PDMT-KEL225-R-CU12-STND
ROTATIONAL OPTION



PDMT-KEL325-UP-DCR
DIRECT - DOWNLIGHT - INDIVIDUAL FIXTURE

PDMT

Mounting
PDMT -
Pendant
Mounting
System

Fixture
KEL125 - 1.25"
Diameter fixture
KEL225 - 2.25"
Diameter fixture
KEL 325 - 3.25"
Diameter fixture

Orientation
UP - Uplight
DN - Downlight
R - Rotational

**Continuous
Run Option****
SCR - Seamless
Continuous Run
DCR - Disc
Continuous Run
RCR - Rotational
Continuous Run

Pendant Length
36 - 36"
50 - 50"
72 - 72"
CU - Custom*
(Specify length
in inches -
ie: CU148)

Mounting Options
STND - Bracket bar
w/5" round Canopy
CU - Custom*

**Canopy Finish
(Powder Coat)**
MW - Matte White
HRW - High
Reflectance White
SL - Silver
FB - Flat Black
CU - Custom*

**End Cap / Disc /
Arm / Knuckle:**
Anodized Finish
MF - Match Fixture
SC - Satin Clear
BC - Bright Clear
FB - Flat Black
RM - Raw Machined
CU - Custom*

**For individual
fixtures, put "IF"

*Consult factory for all Custom (CU) options

Job Information

Type: _____

Job Name: _____

Location: _____

0309

BIRCHWOOD LIGHTING

714.550.7118 • fax 714.550.7151 • www.BirchwoodLighting.com

NOTE: Specifications and dimensions are subject to change without notice.



KEL-PDMT-7