

Fixture Lengths

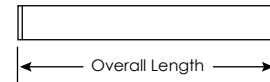
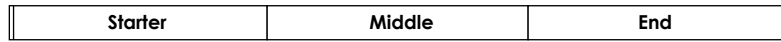
SM

Fixture Type

Approval

Continuous Run Segments

Stand Alone Overall Length



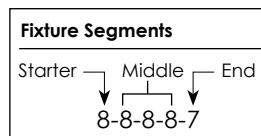
Fixture Length	Overall Length (in)
2'	24.875"
3'	36.875"
4'	48.875"
5'	60.875"
6'	72.875"
7'	84.938"
8'	96.938"

Continuous Run Lengths and Fixture Length Segments

Nominal Length (ft)	SM Overall Length (in)	Fixture Length Segments
9	9' - 0.938"	6-3
10	10' - 0.938"	8-2
11	11' - 0.938"	8-3
12	12' - 0.938"	8-4
13	13' - 0.938"	8-5
14	14' - 0.938"	8-6
15	15' - 0.938"	8-7
16	16' - 0.938"	8-8
17	17' - 1.000"	8-6-3
18	18' - 1.000"	8-8-2
19	19' - 1.000"	8-8-3
20	20' - 1.000"	8-8-4
21	21' - 1.000"	8-8-5
22	22' - 1.000"	8-8-6

Nominal Length (ft)	SM Overall Length (in)	Fixture Length Segments
23	23' - 1.000"	8-8-7
24	24' - 1.000"	8-8-8
25	25' - 1.063"	8-8-6-3
26	26' - 1.063"	8-8-8-2
27	27' - 1.063"	8-8-8-3
28	28' - 1.063"	8-8-8-4
29	29' - 1.063"	8-8-8-5
30	30' - 1.063"	8-8-8-6
31	31' - 1.063"	8-8-8-7
32	32' - 1.063"	8-8-8-8
33	33' - 1.125"	8-8-8-6-3
34	34' - 1.125"	8-8-8-8-2
35	35' - 1.125"	8-8-8-8-3
36	36' - 1.125"	8-8-8-8-4

Nominal Length (ft)	SM Overall Length (in)	Fixture Length Segments
37	37' - 1.125"	8-8-8-8-5
38	38' - 1.125"	8-8-8-8-6
39	39' - 1.125"	8-8-8-8-7
40	40' - 1.125"	8-8-8-8-8
41	41' - 1.188"	8-8-8-8-6-3
42	42' - 1.188"	8-8-8-8-8-2
43	43' - 1.188"	8-8-8-8-8-3
44	44' - 1.188"	8-8-8-8-8-4
45	45' - 1.188"	8-8-8-8-8-5
46	46' - 1.188"	8-8-8-8-8-6
47	47' - 1.188"	8-8-8-8-8-7
48	48' - 1.188"	8-8-8-8-8-8
49	49' - 1.250"	8-8-8-8-8-6-3
50	50' - 1.250"	8-8-8-8-8-8-2



#825-00006
V-1017