

**Fixture Lengths**

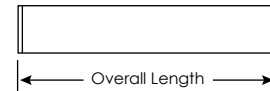
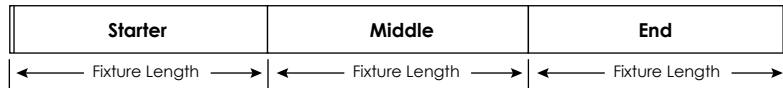
**WM**

Fixture Type

Approval

**Continuous Run Overall Segments**

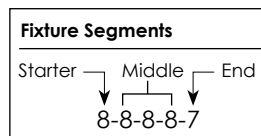
**Stand Alone Overall Length**



Fixture Length	Overall Length (in)
2'	24.125"
3'	35.750"
4'	47.375"
5'	59.000"
6'	70.625"
7'	82.250"
8'	93.875"

**Continuous Run Lengths and Fixture Length Segments**

Nominal Length (ft)	WM Overall Length (in)	Fixture Length Segments	Nominal Length (ft)	WM Overall Length (in)	Fixture Length Segments	Nominal Length (ft)	WM Overall Length (in)	Fixture Length Segments
9	8' - 9.500"	6-3	23	23' - 3.875"	8-8-8	37	36' - 10.688"	8-8-8-8-6
10	9' - 9.125"	8-2	24	24' - 3.563"	8-8-6-3	38	37' - 10.313"	8-8-8-8-7
11	10' - 8.750"	8-3	25	25' - 3.188"	8-8-8-2	39	38' - 9.938"	8-8-8-8-8
12	11' - 8.375"	8-4	26	26' - 2.813"	8-8-8-3	40	39' - 9.625"	8-8-8-8-6-3
13	12' - 8.000"	8-5	27	27' - 2.438"	8-8-8-4	41	40' - 9.250"	8-8-8-8-8-2
14	13' - 7.625"	8-6	28	28' - 2.063"	8-8-8-5	42	41' - 8.875"	8-8-8-8-8-3
15	14' - 7.25"	8-7	29	29' - 1.688"	8-8-8-6	43	42' - 8.500"	8-8-8-8-8-4
16	15' - 6.875"	8-8	30	30' - 1.313"	8-8-8-7	44	43' - 8.125"	8-8-8-8-8-5
17	16' - 6.500"	8-6-3	31	31' - 0.938"	8-8-8-8	45	44' - 7.750"	8-8-8-8-8-6
18	17' - 6.125"	8-8-2	32	32' - 0.563"	8-8-8-6-3	46	45' - 7.375"	8-8-8-8-8-7
19	18' - 5.750"	8-8-3	33	33' - 0.188"	8-8-8-8-2	47	46' - 7.000"	8-8-8-8-8-8
20	20' - 5.000"	8-8-5	34	33' - 11.813"	8-8-8-8-3	48	47' - 6.625"	8-8-8-8-8-6-3
21	21' - 4.625"	8-8-6	35	34' - 11.438"	8-8-8-8-4	49	48' - 6.250"	8-8-8-8-8-8-2
22	22' - 4.25"	8-8-7	36	35' - 11.063"	8-8-8-8-5	50	49' - 5.875"	8-8-8-8-8-8-3



#825-00015  
V-1113